

# auto matic

AUTOMATIC DOORS



Your 1<sup>st</sup> Choice in Lifts



Kilkis Industrial Area | 73,500 sq. m

## Company

KLEEMANN, one of the largest lift manufacturers in the European market, in collaboration with its affiliated company KLEFER, are also market leaders in the lift doors sector, boasting a wide range of top quality and high aesthetic solutions for both professional and personal spaces, always backed by the KLEEMANN guarantee. Through a combination of strong entrepreneurship and cutting-edge technology, KLEFER is the first lift door industry in Greece and one of the most rapidly developing in Europe. Its installations currently occupy 12,000 sq m and it employs over 140 staff.

## KLEEMANN automatic doors

KLEEMANN provides its integrated line of automatic doors to fully meet your needs in any environment. Designed with an eye towards functionality and high aesthetics, KLEEMANN's automatic doors are the ideal solution and are available in electrostatic-epoxy paint, skinplate or a range of stainless steel finishes.

## Advantages of automatic doors

- Certified fire resistance
- Easy to adjust and install
- High quality paint from a wide selection of colour options
- High quality packing for each door
- Compatible with all lift control panels on the market
- Certified in accordance with the most stringent European standards
- 24-hour service, on telephone line (+) 30 23410 38300
- Backed by the guarantee of KLEEMANN, the Number One Lift Company in Greece

## Models

Use the colour and finishing options of your choice to create your own personal combination

### Automatic Doors with VVVF



2-panel telescopic AUTOMATIC VVVF door



3-panel telescopic AUTOMATIC VVVF door



4-panel central opening AUTOMATIC VVVF door



6-panel central opening AUTOMATIC VVVF door

Use the colour and finishing options of your choice to create your own personal combination

## Automatic Glass Doors with VVVF



2-panel telescopic BIG VISION  
AUTOMATIC GLASS DOOR with VVVF



2-panel central opening BIG VISION  
AUTOMATIC GLASS DOOR with VVVF



6-panel central opening FULL GLASS  
AUTOMATIC GLASS DOOR with VVVF



2-panel central opening FULL GLASS  
AUTOMATIC GLASS DOOR with VVVF

# Decorative choices

From RAL, special colours, stainless steel, or from skinplate, the automatic doors blend perfectly with the environment in which they are used highlighting the elegance of your building.


## Door colour choices (RAL & Special Colours)




7010 (standard)



5010




3004




3000




1013




1007



1001




5018




6005




7001



7035



9001



9016



GREY COARSE METALLIC  
535.8A.0562



GREY COARSE 535.8A.1294



BLACK ALUMINIUM COARSE  
735.9.8645



BEIGE GOLD 903.3.6285



BLUE METALLIC 735.7.8837



BORDEAUX RAFAELO  
534.5A.0603



GREEN RAFAELO  
534.6A.0604



RUST 935.3.1330



GOLD 903.2.6428

Note: Colours may differ slightly in appearance from those shown

## Door finish choices (Skinplate)



DL59 SME



DL 41



DL 76



DL 1



DL 37




DL 92



DL 93



DL 5



PPS 19




LASM



DT 36 SMA



DT 29 SMA




A 90 GTA



F 12 PPS

## Door finish choices (Stainless Steel)




S.S. | SATIN




S.S. | MIRROR



S.S. | B/A LINEN



S.S. | 9EH



S.S. | RHOMBOIDS



S.S. | CHECKS



S.S. | GOLD MIRROR




S.S. | GOLD SATIN




S.S. | BLUE MIRROR



S.S. | BLUE SATIN




S.S. | GOCCIA VERDE°



S.S. | RETE BLUE°



S.S. | ROSO LUCIDO°



S.S. | S.C. 312 VERDE°



S.S. | VERVE SAT°



S.S. | S.C. 432 GOLD°



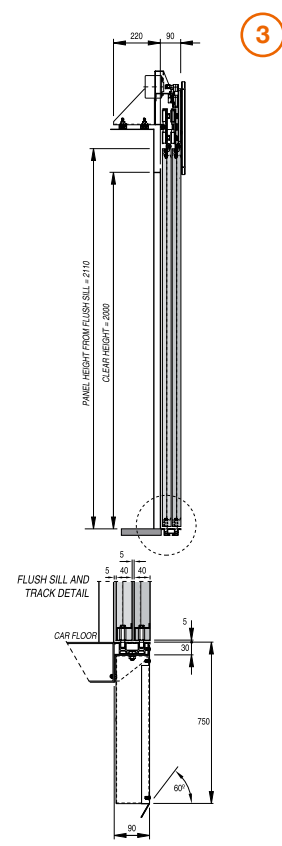
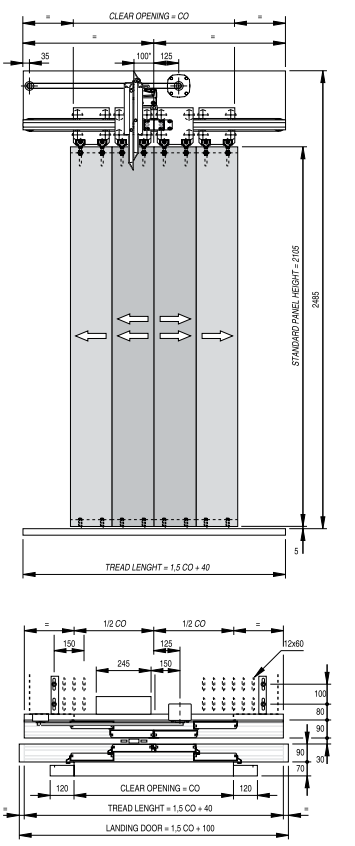
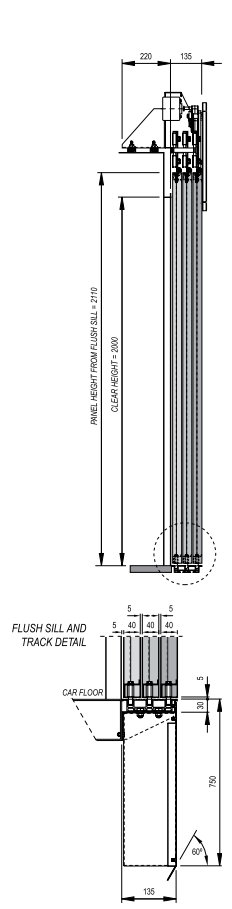
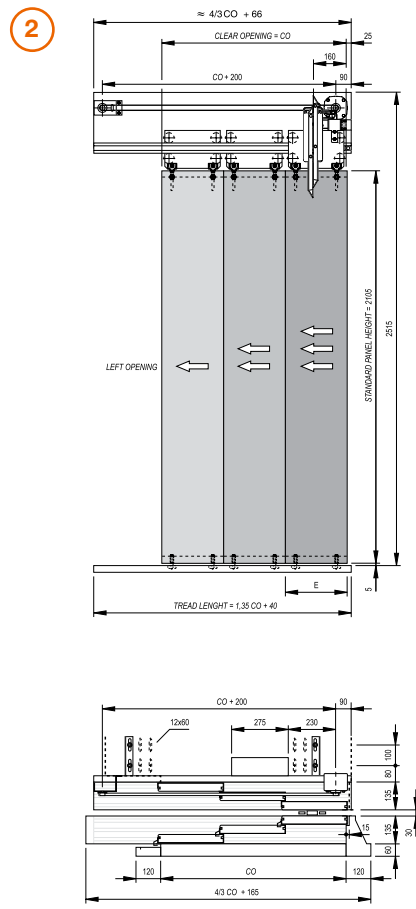
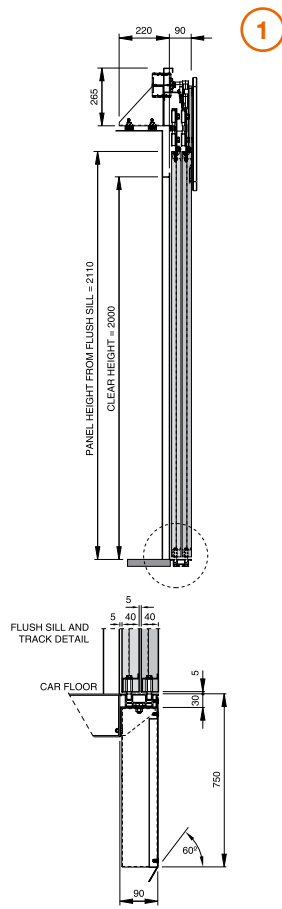
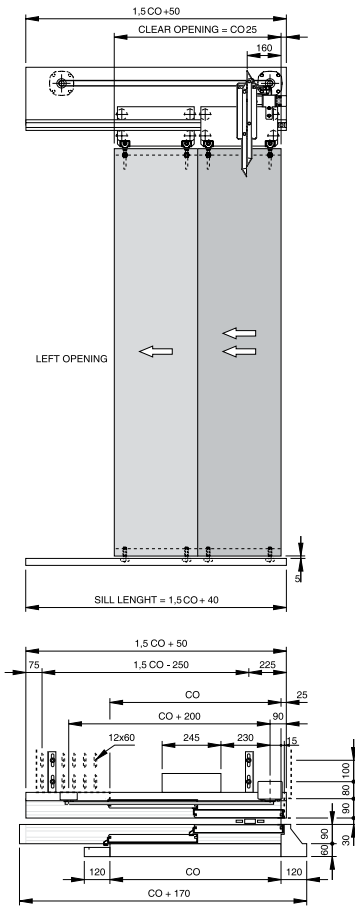
S.S. | S.C. 528 GOLD°



S.S. | S.C. 434 GOLD°

Note: Colours may differ slightly in appearance from those shown

# Technical Specifications



1

2

3

1.  
2-panel Automatic door  
with VVVF













2.  
3-panel Automatic door  
with VVVF

3.  
4-panel Automatic door  
with VVVF







\* FROM THE CO 850, DIMENSION = 160

# Technical Specifications

## Automatic Doors VVVF

Sill	Model	Image	Homologation	CO		CH	
				Min	Max	Min	Max
54	Right 1p		E-120 EI-60/120 EW-30/60	600	800	2000	2600
	Left 1p		E-120 EI-60/120 EW-30/60				
	Central 1p		E-120 EI-60/120 EW-30/60				
90	Right 2p		E-120 EI-60/120 EW-30/60	600	1600	2000	2600
	Left 2p		E-120 EI-60/120 EW-30/60				
	Central 4p		E-120 EI-60/120 EW-30/60				
135	Right 3p		E-120 EI-60/120 EW-30/60	600	2000	2000	2600
	Left 3p		E-120 EI-60/120 EW-30/60				
	Central 6p		E-120 EI-60/120 EW-30/60				
180	Right 4p		E-120 EI-60/120 EW-30/60	600	2500	2000	2600
	Left 4p		E-120 EI-60/120 EW-30/60				
	Central 8p		E-120 EI-60/120				

## Automatic Glass Doors VVVF

54	Central 2p		E-60	600	1200	2000	2400
			EI-30				
			PF-60 ESP				
			PF-30 FR				
			PF-60 UK				
90	Right 2p		E-60	600	1400	2000	2400
			EI-30				
			PF-60 ESP				
			PF-30 FR				
	Left 2p		E-60				
			EI-30				
			PF-60 ESP				
			PF-30 FR				
Central 4p		E-60	1100	2300	2400		
		EI-30					
135	Right 3p		E-60	600	1400	2000	2300
	Left 3p		E-60				



Your 1<sup>st</sup> Choice in Lifts

[www.kleemannlifts.com](http://www.kleemannlifts.com)



### Head Offices-Export Sales

Kilkis Industrial Area, P.O. Box 25, Post Code 61 100, Kilkis, Greece

Operator: +30 23410 38100, Fax: +30 23410 38200

Email: [headoffice@kleemann.gr](mailto:headoffice@kleemann.gr)